








<p>√√ - Highly recommended √ - Recommended X - Not recommended</p>							
<p>Features</p>	<p>Satinwood 28/28 B</p> <ul style="list-style-type: none"> ○ Exterior / Interior ○ Water repellent ○ Insecticide & Fungicide ○ Deep penetrating ○ Top seller 	<p>Khuni Sealer</p> <ul style="list-style-type: none"> ○ Exterior / Interior ○ Water repellent ○ Deep penetrating ○ Transit stabilizer ○ Most affordable 	<p>UltraCare Gold</p> <ul style="list-style-type: none"> ○ Exterior / Interior ○ Water repellent ○ Added UV protection ○ Insecticide & Fungicide ○ Penetrating 	<p>UltraDeck</p> <ul style="list-style-type: none"> ○ Exterior / Interior ○ Water repellent ○ High build ○ Good wear resistance ○ Penetrating 	<p>Color-Cote AM</p> <ul style="list-style-type: none"> ○ Exterior / Interior ○ Water repellent ○ Added UV protection ○ Virtually odourless ○ Quick drying ○ Ultra-clear 	<p>Furni-Floor</p> <ul style="list-style-type: none"> ○ Interior, only ○ Water repellent ○ High wear resistance ○ Virtually odourless ○ Quick drying ○ Ultra-clear 	<p>Tuff-Deck</p> <ul style="list-style-type: none"> ○ Exterior / Interior ○ High build ○ Good scratch & abrasion resistance ○ Virtually odourless ○ Quick drying
<p>Exterior Timbers – Exposed to direct sunlight, rain and other forms of free water</p>							
Decks and Walkways	√√	√	√	√√	√	X	√√
Doors and Frames	√√	√	√√	√√	√√	X	√√
Window Frames	√√	√	√√	√√	√√	X	√√
Garage Doors	√√	√	√√	√√	√√	X	√√
Balustrades	√√	√	√√	√√	√	X	√√
Garden Furniture	√√	√	√√	√√	√√	X	√√
Fences and Gates	√√	√√	√√	√√	√√	X	√√
Log Homes	√√	√	√√	√√	√	X	√√
Cladding and Thatch roof poles	√√	√	√√	√√	√√	X	√√
Wendy houses and sheds	√√	√√	√√	√√	√	X	√√
<p>Interior Timbers – Protected from direct sunlight</p>							
Floors and Stairs	√	X	X	√	X	√√	√√
Doors and Frames	√	√	√	√	√√	√√	√√
Counter and Bar tops	√	X	√	√	√	√√	√√
Furniture	√	X	√	√	√	√√	√√
Cupboards	X	X	X	√	√√	√√	√√
Skirting boards	√	√	√	√	√√	√√	√√
Ceiling boards and Beams	√	√	√	√	√√	√√	√√
Panelling	√	√	√	√	√√	√√	√√
<p>Characteristics, Application and Maintenance</p>							
Typical final finish (2 – 3 coats)	Matt	Matt	Sheen	Semi-Gloss	Semi-Gloss	Semi-Gloss	Semi-Gloss
Formulation type	Solvent-based	Solvent-based	Solvent-based	Solvent-based	Water-based	Water-based	Water-based
Colour additives (Optional)	“Solv-Tints”	“Solv-Tints”	“Solv-Tints”	“Solv-Tints”	“Aqua-Tints”	“Aqua-Tints”	“Aqua-Tints”
Matting additives (Optional)	Not applicable	Not applicable	Not applicable	No	Yes	Yes	Yes
Coverage per coat (Depending on wood porosity)	5 - 10 m ² / litre / coat	5 - 10 m ² / litre / coat	5 - 10 m ² / litre / coat	6 - 12 m ² / litre / coat	8 - 12 m ² / litre / coat	10 - 20 m ² / litre / coat	10 - 20 m ² / litre / coat
Maintenance intervals (Depending on exposure conditions)	6 - 12 months	6 - 12 months	12 - 36 months	12 - 36 months	12 - 36 months	24 - 48 months	12 - 36 months